

Roche: Navigating through rough seas *JP Morgan Conference, January 2009*

*Erich Hunziker, Deputy Head of the
Corporate Executive Committee and CFO*



This presentation contains certain forward-looking statements. These forward-looking statements may be identified by words such as "believes", "expects", "anticipates", "projects", "intends", "should", "seeks", "estimates", "future" or similar expressions or by discussion of, among other things, strategy, goals, plans or intentions. Various factors may cause actual results to differ materially in the future from those reflected in forward-looking statements contained in this document, including among others:

- (1) pricing and product initiatives of competitors;
- (2) legislative and regulatory developments and economic conditions;
- (3) delay or inability in obtaining regulatory approvals or bringing products to market;
- (4) developments in financial market conditions, including the market for acquisition financing and other capital markets and fluctuations in currency exchange rates;
- (5) uncertainties in the discovery, development or marketing of new products or new uses of existing products, including without limitation negative results of clinical trials or research projects and unexpected side-effects of pipeline or marketed products;
- (6) increased government pricing pressures or changes in third party reimbursement rates;
- (7) interruptions in production;
- (8) loss of or inability to obtain adequate protection for intellectual property rights;
- (9) Litigation;
- (10) the inherent uncertainties involved in negotiations with the special committee of Genentech and that there can be no assurances that a negotiated transaction will ultimately be agreed to or consummated;
- (11) potential difficulties in integrating the businesses of Genentech and Roche, and that some or all of the anticipated benefits of the proposed transaction may not be realized on the schedule contemplated or at all;
- (12) that future dividends are subject to the discretion of the board of directors of Roche and a number of other factors, some of which are beyond the control of Roche;
- (13) the ability of Roche to generate cash flow to, among other things, repay acquisition-related debt as currently contemplated;
- (14) loss of key executives or other employees; and
- (15) adverse publicity and news coverage.

The directors of Genentech who are also employees of Roche will not take part in the consideration of the proposed transaction by the Genentech board and accordingly are not permitted to comment or respond to questions regarding the transaction as representatives of Genentech.

For marketed products discussed in this presentation, please see full prescribing information on our website – www.roche.com

All mentioned trademarks are legally protected.

2008: delivering on our commitments !

Gaining market share in a challenging environment

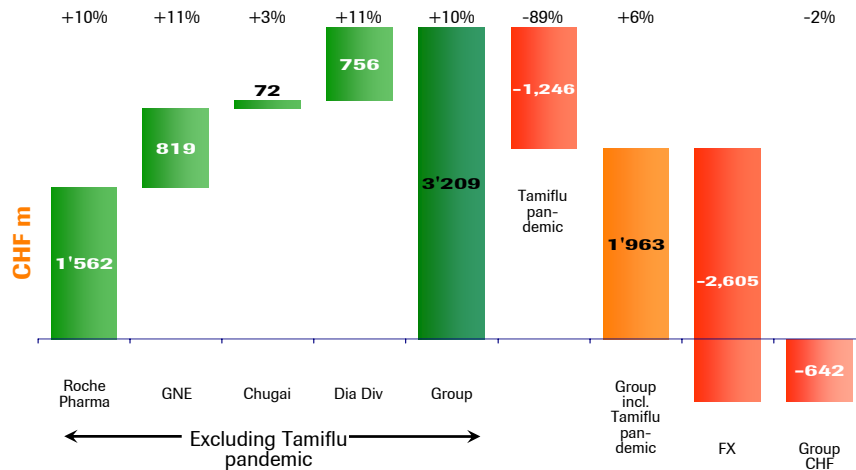
Continued above market growth in both divisions

Results Jan – Sept 2008

CHF bn	YTD 9'07	YTD 9'08	% change in		USD growth
			CHF	local	
Pharmaceuticals	27.1	26.2	-3	4	11
excl. Tamiflu pandemic	25.7	26.1	1	10	17
Diagnostics	6.8	7.1	4	11	20
Roche Group	33.9	33.3	-2	6	13
excl. Tamiflu pandemic	32.5	33.2	2	10	17

YTD Sept '08: ~CHF 3 bn organic growth

Strong underlying growth impacted by currency and Tamiflu effect



5

Reconfirming objectives for 2008

Sales

- High single-digit local currency sales increase for Roche Group (excl. Tamiflu pandemic¹)
- Above-market sales growth¹ in both divisions

Core EPS

- Core earnings per share target² at least at record 2007 level despite significant increase in R&D investment and considerably lower Tamiflu pandemic sales

Shareholder return

- Continuous increase in dividend pay-out ratio over the next 3 years

¹ Excluding government and corporate stockpiling orders of Tamiflu for pandemic use
² At constant exchange rates

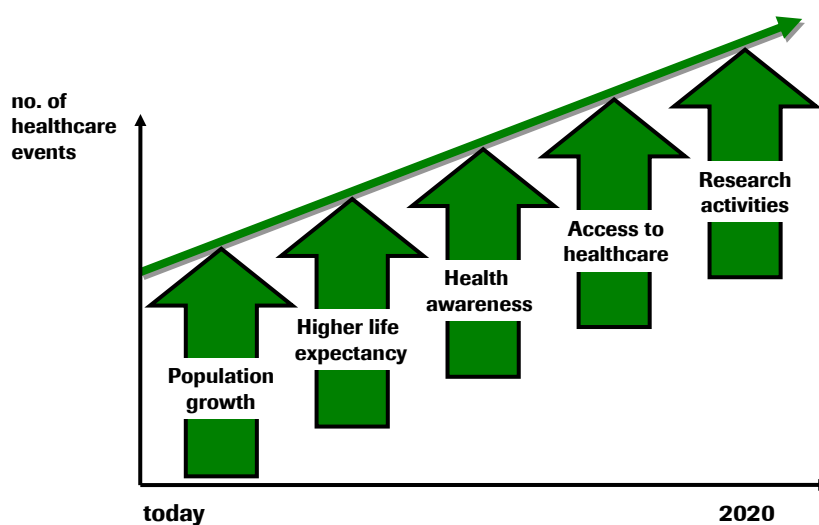
2009 + : how does Roche intend to weather the upcoming storms ?

Not the slower growth, but the severity of the recession comes as a surprise

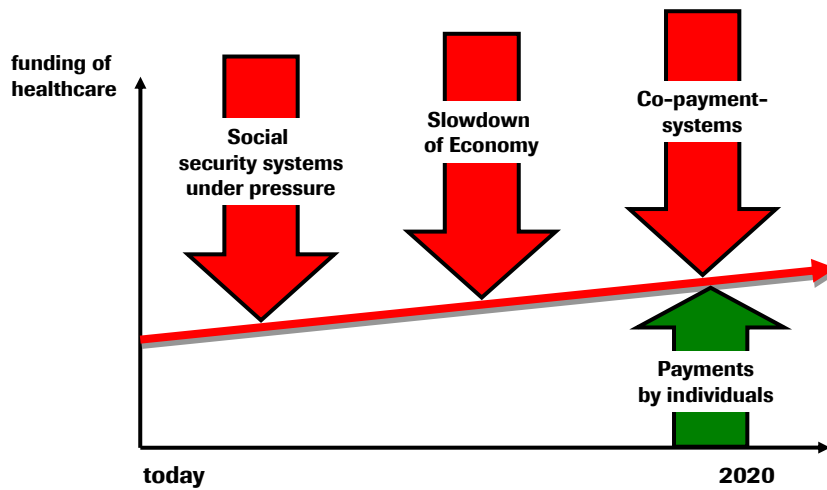
Base case assumption:

the global economy will go through a period of severe recession

Even in an economic downturn the demand for healthcare will increase...

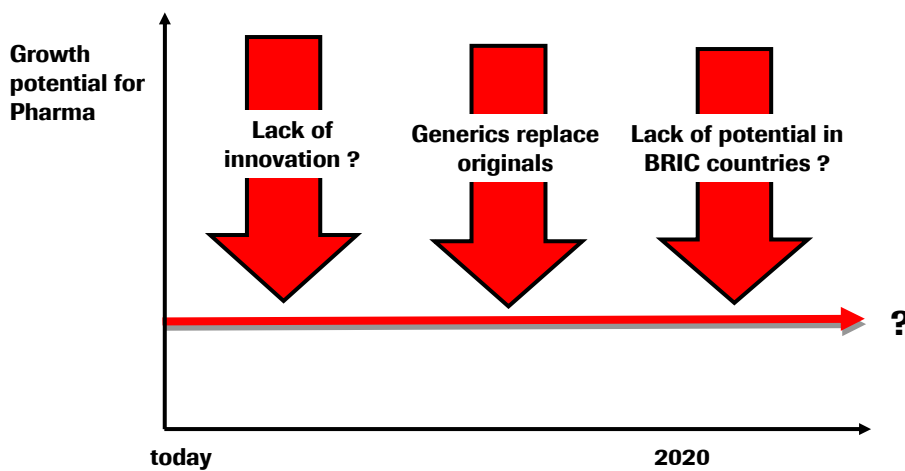


... but the funding will become even more challenging
The funds available for healthcare are and will be limited



9

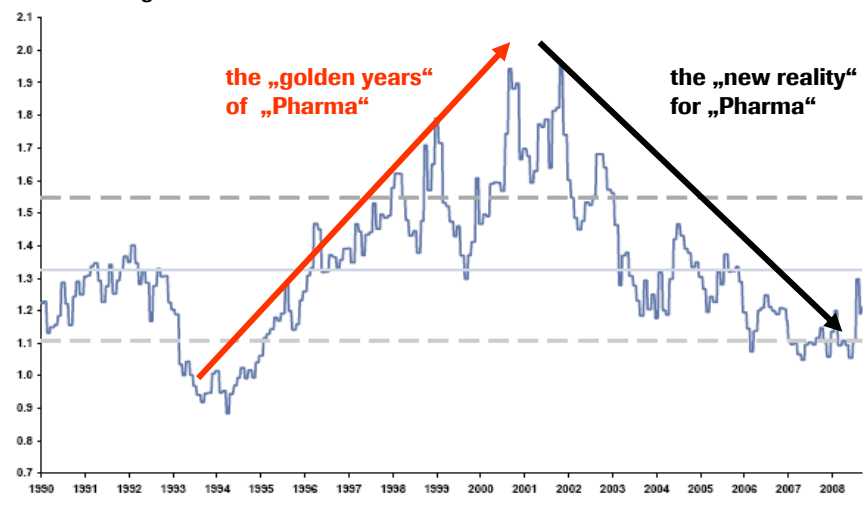
Investors see fundamental challenges for "Pharma"



10

Weakening fundamentals have driven a significant de-rating of "Pharma"

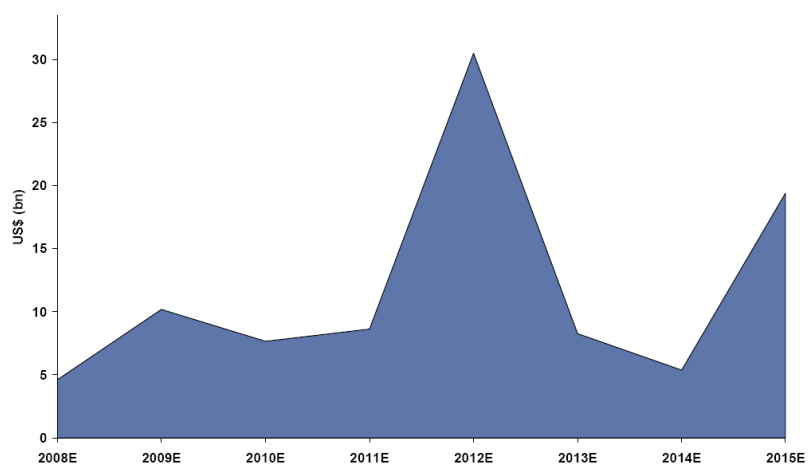
EU drug median 12m forward P/E relative to median EU market 1990-2008



Sources: Goldman Sachs: "Time for action: The evolution of Pharma to 2015"; September 10, 2008

Clear doubts whether "Pharma" can replace sales at risk by generics

Peak sales at risk to generics (2008 - 15 E) for the leading EU Pharma companies

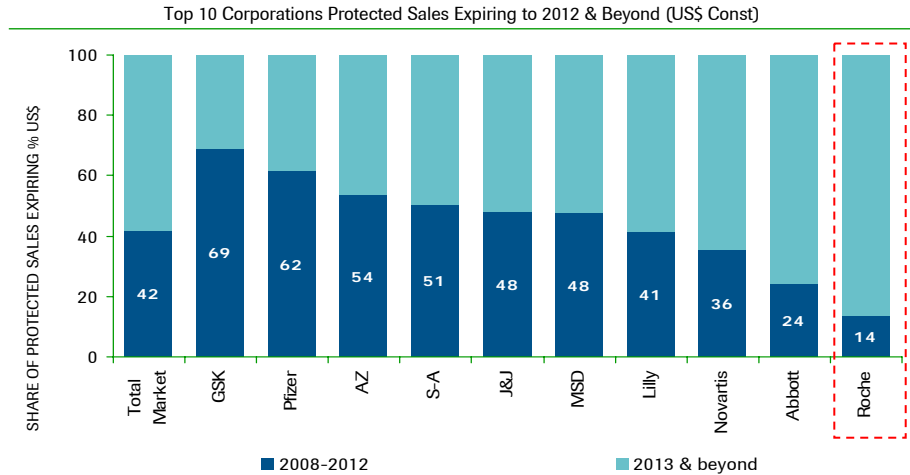


Source: Goldman Sachs Research estimates.

Patent expiry 2008-2012



Roche short-/medium-term has the strongest patent protected portfolio... and highest share of biotech products



Source: IMS Health MIDAS Market Segmentation MAT June 2008, Ethical protected brand sales only.

13

Roche is not just „Pharma“: it is *the* leading biotechnology company in the world with global customer access !



Unique geographic risk diversification



Unique “pillars of value” risk diversification



- Avastin adjuvant Colon cancer
- Avastin adjuvant Breast cancer
- Avastin metastatic Brain, ovarian, gastric, prostate
- CETP inhibitor
- GLP-1
- Pertuzumab
- Ocrelizumab (AI)
- TDM1 (mBC)

Immuno-Diagnostics

Diabetes Care

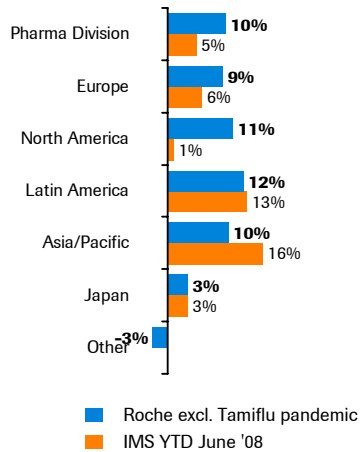
Molecular Diagnostics

FUTURE PILLARS 14

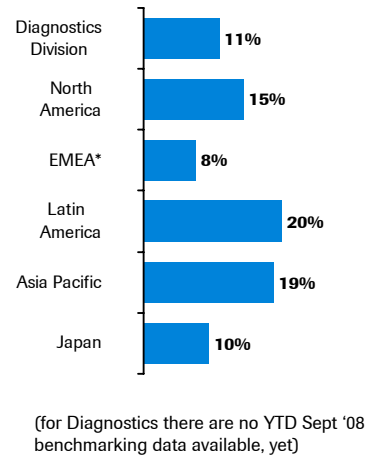
The geography: YTD Sept '08: most Roche regions continue to outperform the market



Pharmaceuticals Division local sales growth

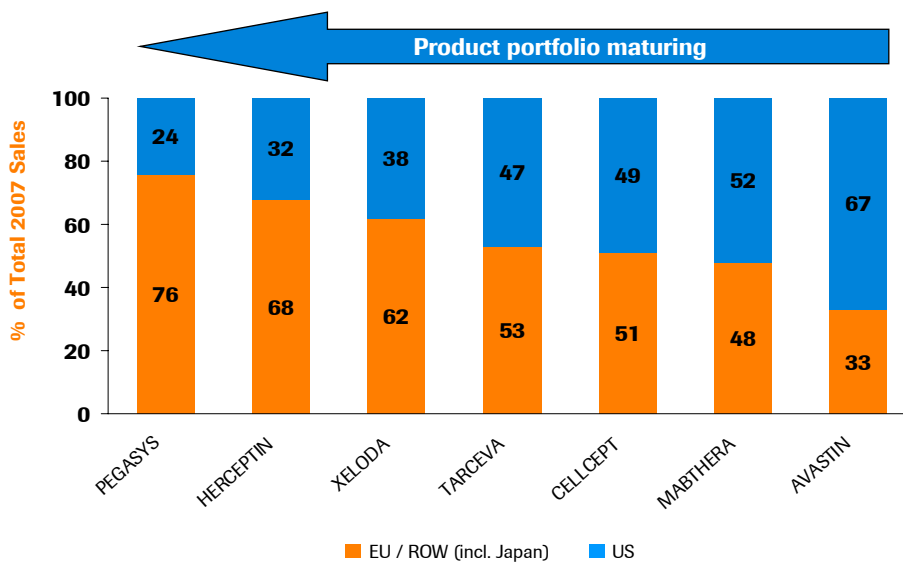


Diagnostics Division local sales growth



15

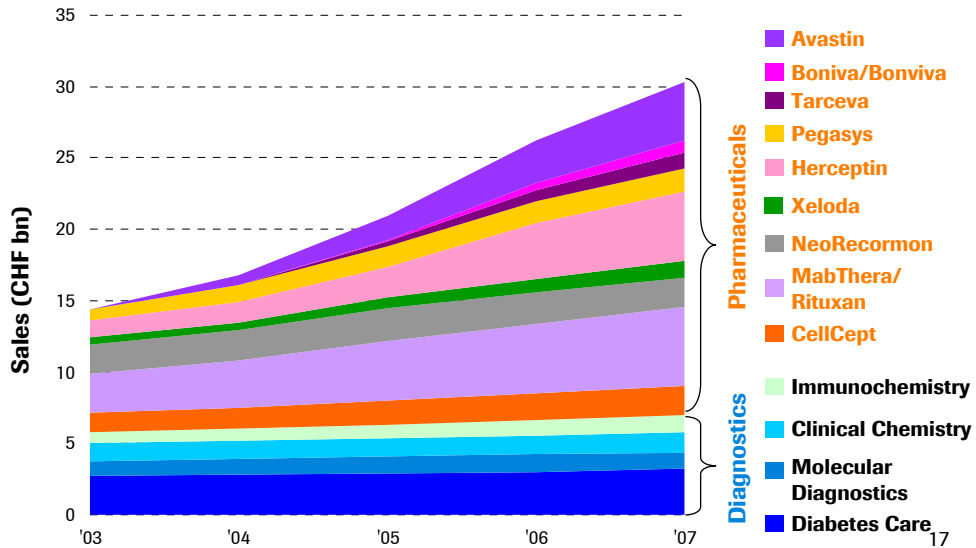
The geography: Major growth opportunities outside the US for key products



16

Key Pharmaceuticals & Diagnostics products

2007 sales around or above CHF 1 billion

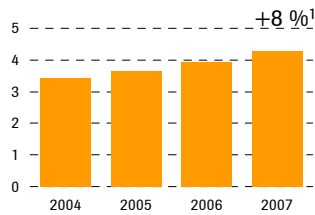


Professional Diagnostics

Roche is number two and growing above market



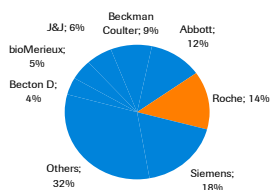
Sales CHF billion



Strengths

- Broad customer base
- Large Immunoassay and clinical chem menu
- Leader in Hospital Glucose & Coag monitoring
- Strong IP position

Market share 2007



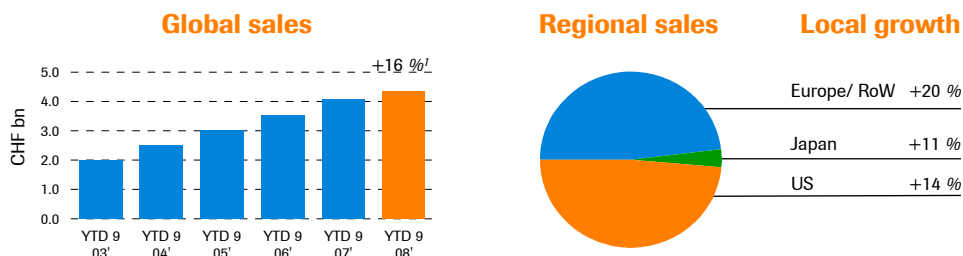
Growth drivers & Opportunities

- Drive towards automation & lab efficiency
 - Increased consolidation of hospitals and laboratories & skilled labor shortages
- New markers & markets
 - Cardiovascular disease, inf. diseases, oncology
- US Market (#3)

¹ local growth

MabThera/Rituxan: Strong growth over a decade

Penetration in oncology & RA continues to increase

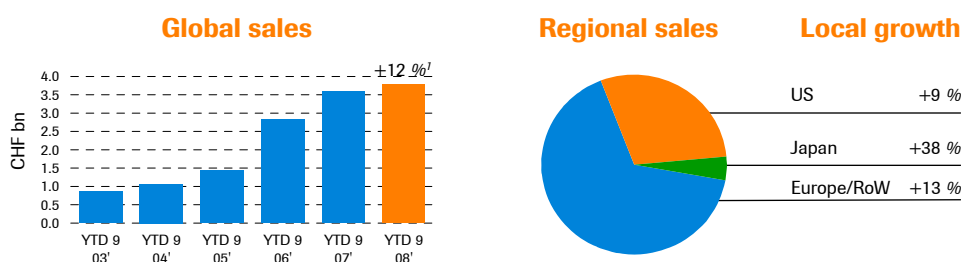


- **Global Sales:** 2007: CHF 5.5 bn; YTD Sept. 2008: CHF 4.3 bn (+16%)
- **Current growth drivers:** aggressive and indolent non-Hodgkin lymphoma (NHL), rheumatoid arthritis
- **Future growth drivers:** further uptake in NHL; Chronic Lymphocytic Leukemia (CLL): 1st line CLL filed in EU in 2008, to be filed for relapsed / refractory CLL in EU in 2009

¹ local growth

Herceptin: double-digit growth maintained

Adjuvant usage continues to drive growth

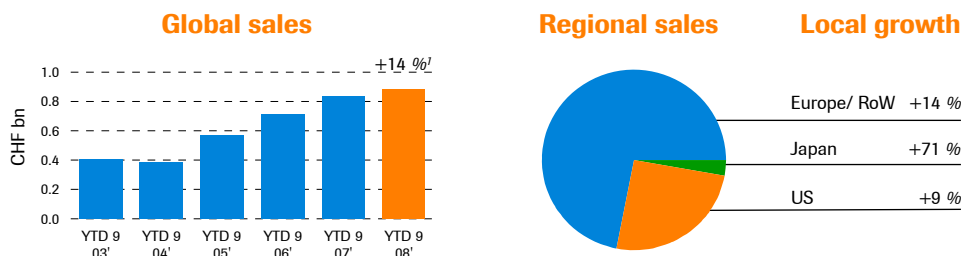


- **Global Sales:** 2007: CHF 4.9 bn; YTD Sept. 2008: CHF 3.8 bn (+12%)
- **Current growth drivers:** HER2-positive metastatic and adjuvant (early) breast cancer
- **Future growth drivers:** further rollout in adj HER2-positive BC; phase III data in HER2-positive gastric cancer expected in 2009

¹ local growth

Xeloda

Label expansions driving growth



- **Global Sales:** 2007: CHF 1.2bn; YTD Sept. 2008: CHF 880 mn (+14%)
- **Current growth drivers:** metastatic colorectal, gastric and breast cancer, adjuvant colon cancer
- **Future growth drivers:** further rollout in current indications, adjuvant colon cancer label extension (filing 2009), adjuvant breast cancer (filing 2010)

New data presented at San Antonio Breast Cancer Meeting (DEC 08)

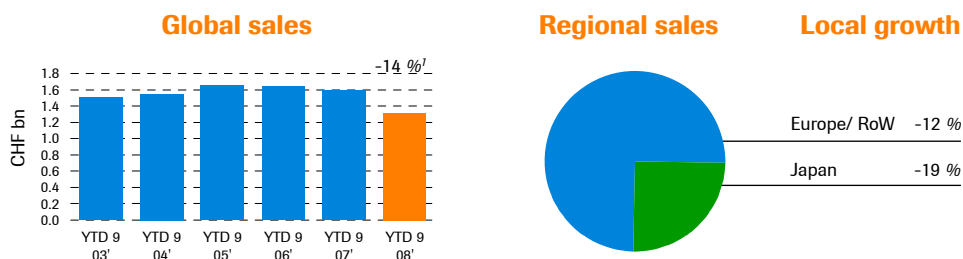
Suggest very strong efficacy in adjuvant Breast Cancer

¹ local gr

21

NeoRecormon/Epogin (anemia franchise)

Holding up well in a highly competitive market



- **Global Sales:** 2007: CHF 2.1 bn; YTD Sept. 2008: CHF 1.3 bn (-14%)
- **Current growth drivers:** declining in a highly competitive market (price pressure and biosimilars)
- **Future growth drivers:** some stabilisation seen recently; Mircera launch
- **Patent protection:** expired in EU

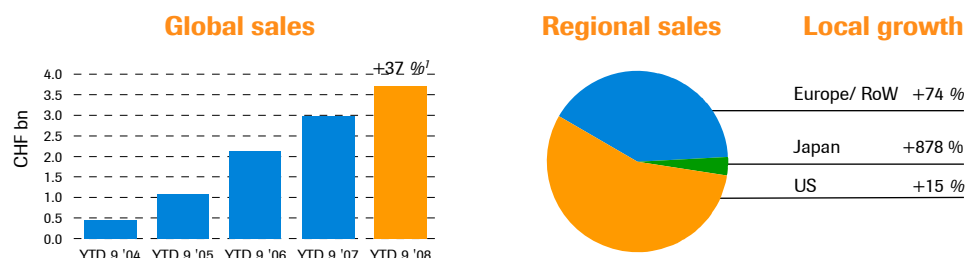
¹ local growth

22



Avastin: very strong growth in EU/RoW continues

Growth driven by multiple new indications



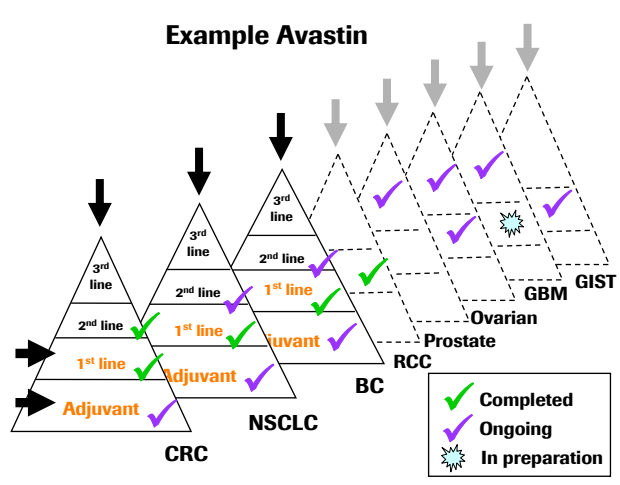
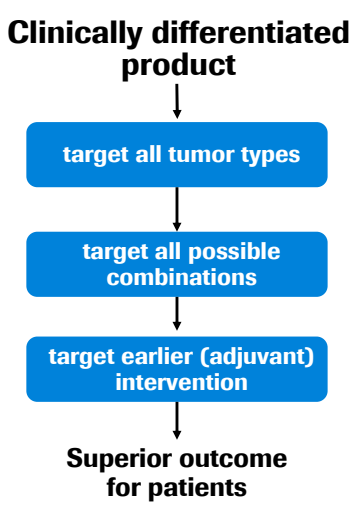
- **Global Sales:** 2007: CHF CHF 4.1 bn; YTD Sept. 2008 sales of CHF 3.7 bn (+37%)
- **Current growth drivers:** approved in 4 metastatic cancer indications: colorectal, lung (NSCLC), breast and renal cell cancer (EU)
- **Future growth drivers:**
 - Further metastatic indications: filed for brain cancer (glioblastoma), phase III studies in ovarian, prostate, gastric cancer, GIST and others
 - Adjuvant (early stage cancer) studies: colon (first results mid-2009), breast, NSCLC

¹ local growth.



Our Avastin strategy: Setting new standards of care

New tumor types, new combinations, new lines of intervention



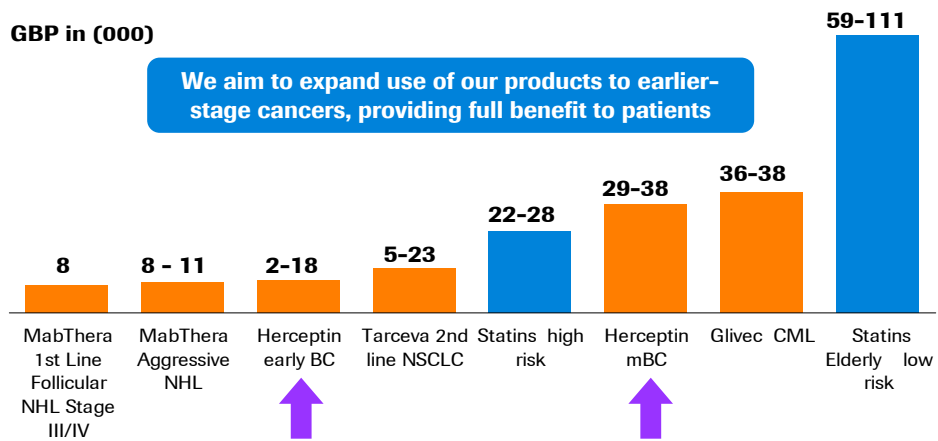
Funding

Roche oncology products are cost-effective



Cost per QALY for selected drugs (UK data – NICE/SMC)

GBP in (000)



25

The Roche advantages



- Young product portfolio (Patent expiry risk in 5 to 8 years, only)
- Medically differentiated products and services: each product / service has a strong competitive position
- Strong customer support organisations in the mature and emerging markets

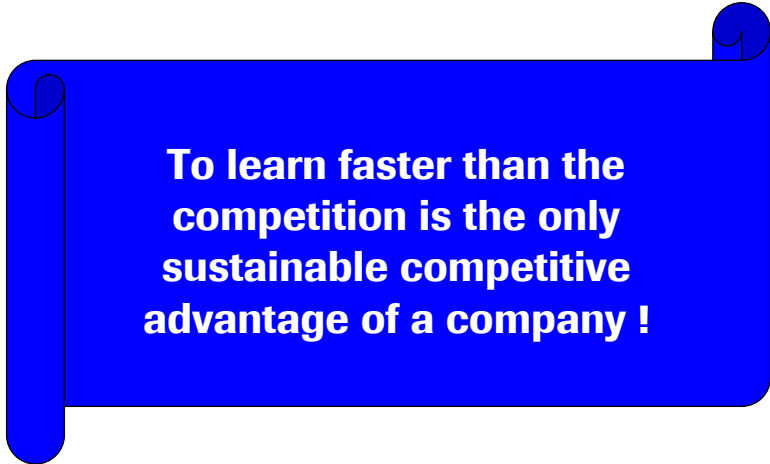


Roche has a strong position to weather the upcoming storm

26

We have been preparing for rougher seas for many years !

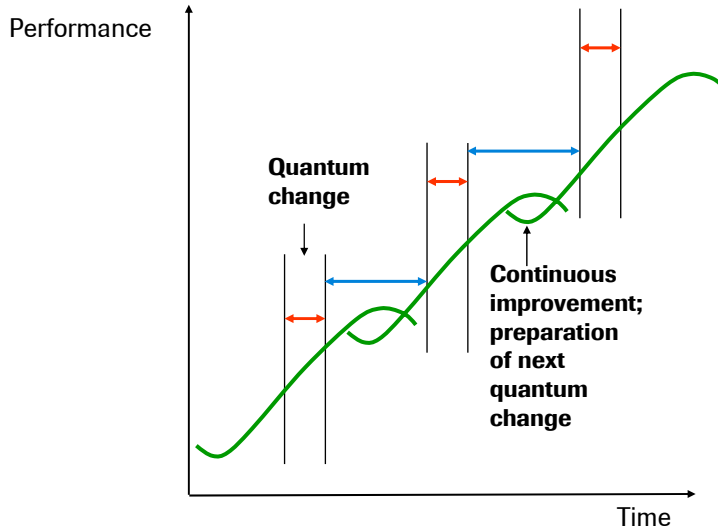
*Medium-/Long-term perspectives
instead of short-term trouble shooting*



To learn faster than the competition is the only sustainable competitive advantage of a company !

Learning: Theory of Large-Scale Transformation ...

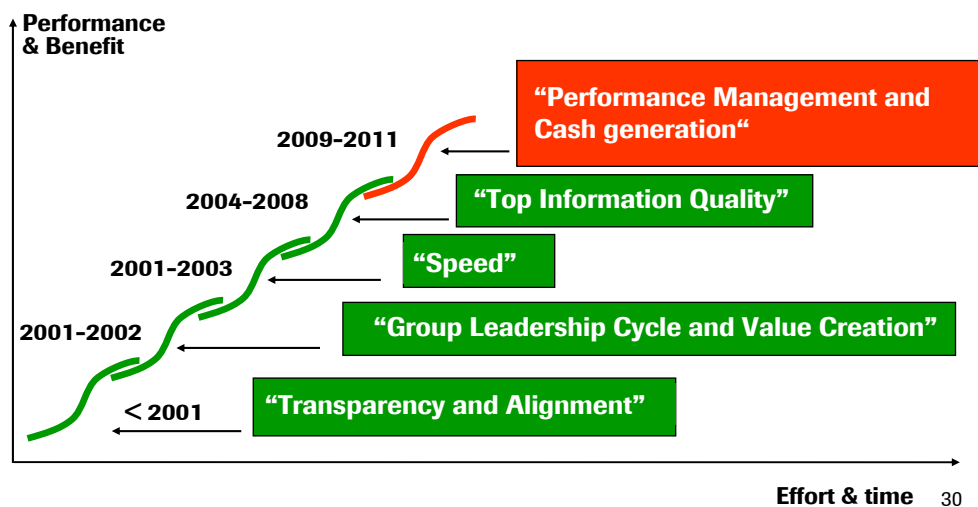
Requires multiple S-Curves building on each other



29

A succesful S-curve: Accounting & Controlling

Many steps to establish Roche as a clear Leader



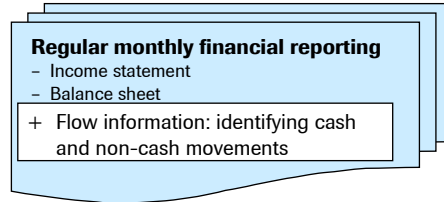
30

Roche Cash Flow Reporting

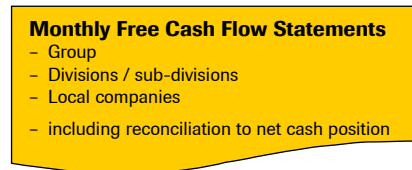
Unique, state-of-the-art solution



~200 reporting entities



Work day 3



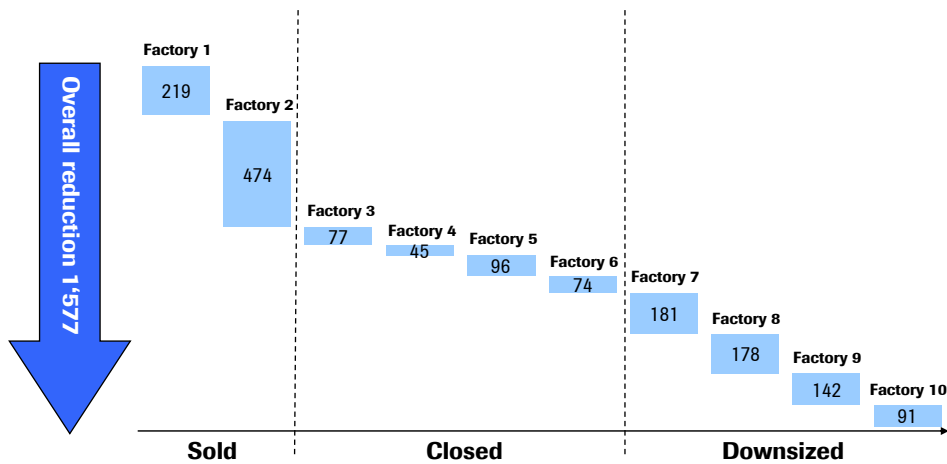
Work day 5

Fully automated, integrated and transparent view on cash generation and use of cash

31

Headcount – Restructurings 2007 -2009 (Production)

Exit non-core activities in a quiet, professional manner

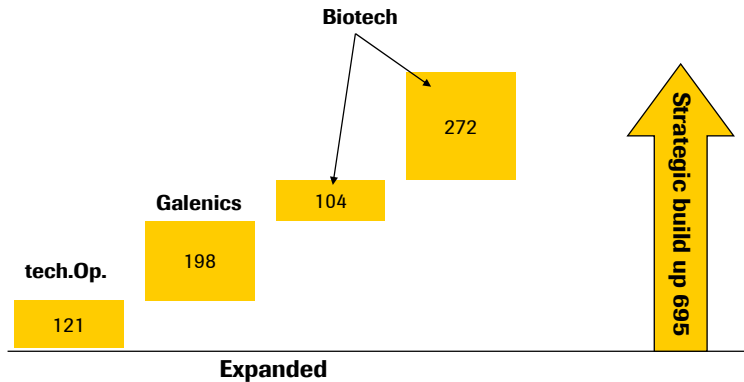


32

Headcount – Increases 2007 -2009 (Production)



Build-up of strategic activities: investing into our future

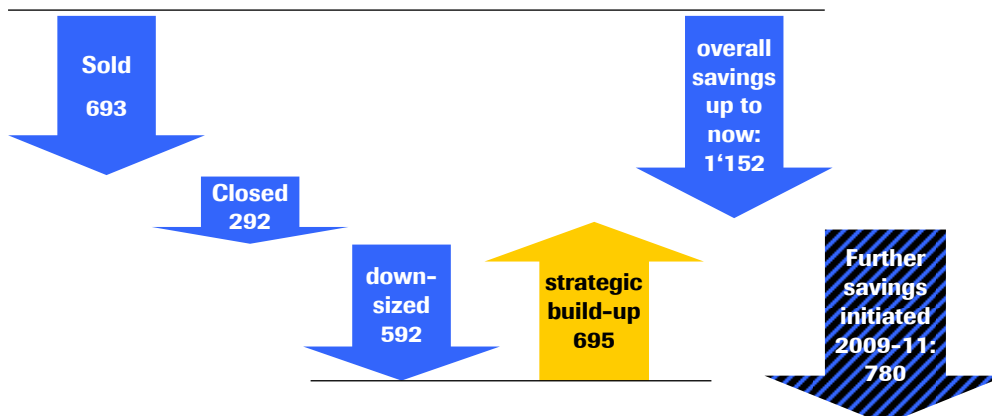


33

Headcount – Restructurings 2007 -2009 (Production)

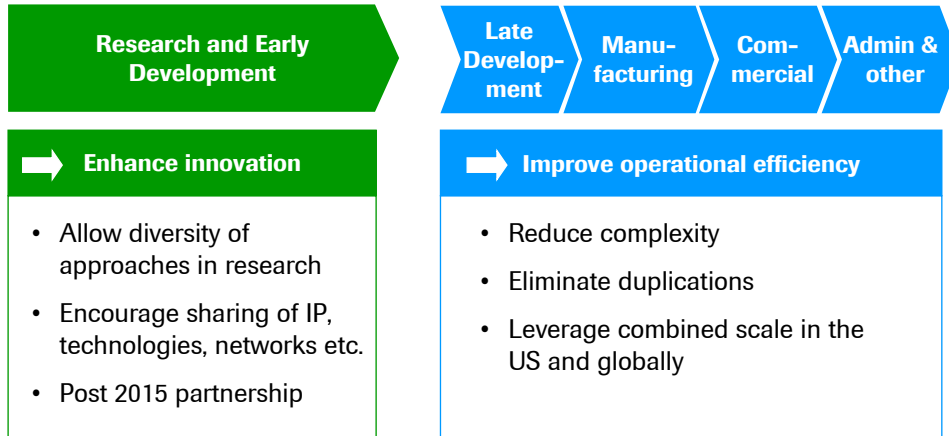


Improved strategic position – and more efficient



34

Key objectives of combining Genentech and Roche ...building a leading organization

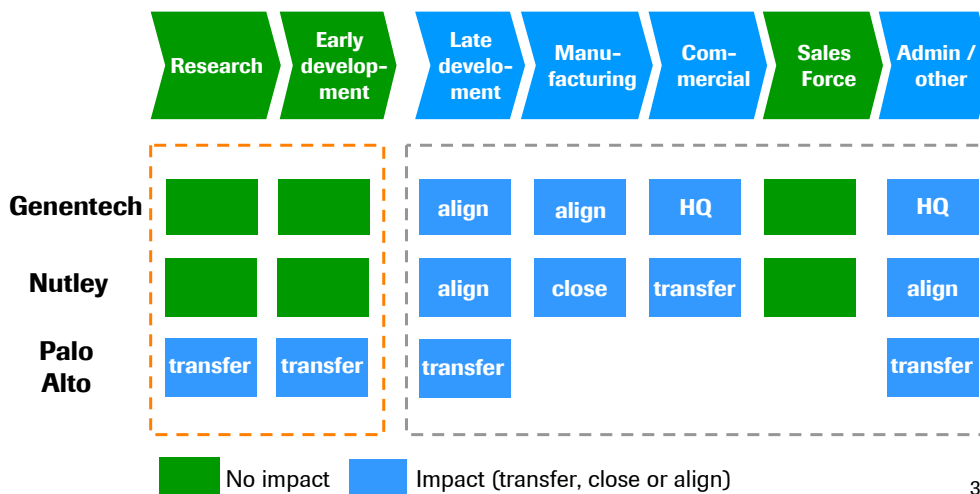


35

Impact by function and site



Does not affect Research, Early development and Sales forces

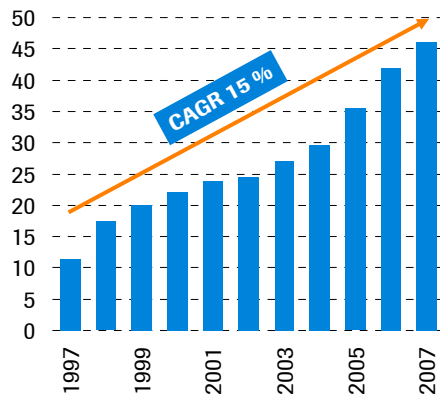


36

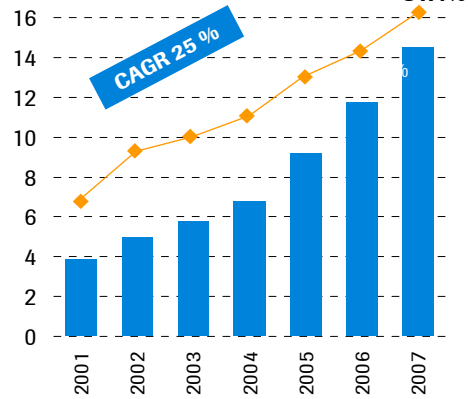
Active management of our situation is paying off Outstanding long-term value creation



Group sales¹ (CHF billion)



Group operating profit² (CHF billion)



Continuing to focus on our core assets

¹ Prescription and Diagnostics
² Continuing businesses, before exceptional items

The Roche advantages



- State of the art management information systems
to create value in challenging times
- Efficiency programs running for several years, benchmarking
with other industries in tough environments
- Selected adjustment of organisation in mature markets /
Strategic build up in emerging markets
- Genentech transaction a platform to realise certain synergies
in the USA




Roche is a learning organisation - ready to cope with the challenges of the downturn

**At the end of the storm there is no future
without investment in innovation now !**

*We are not sacrificing the long-term
perspectives by short-sighted cost cuts*

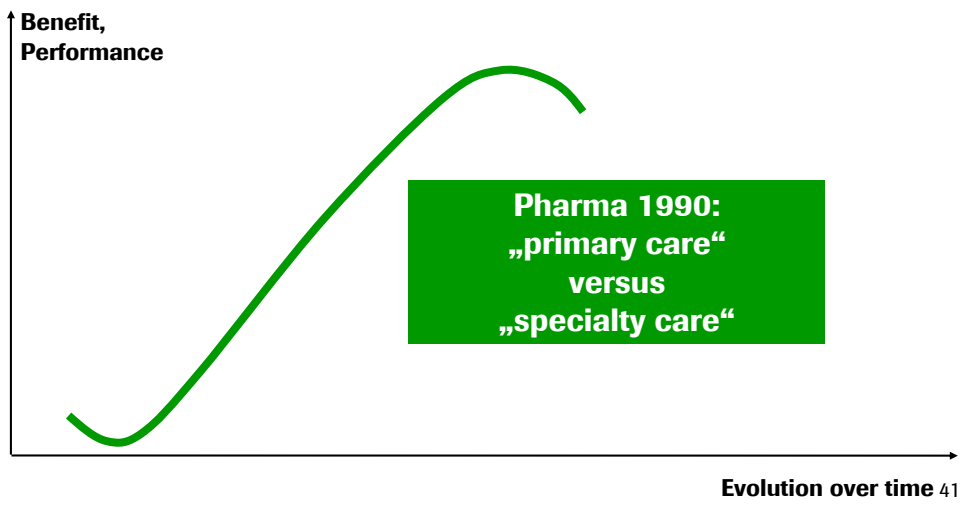
Sustainable leadership based on innovation

How can we constantly provide significant benefit to customers?

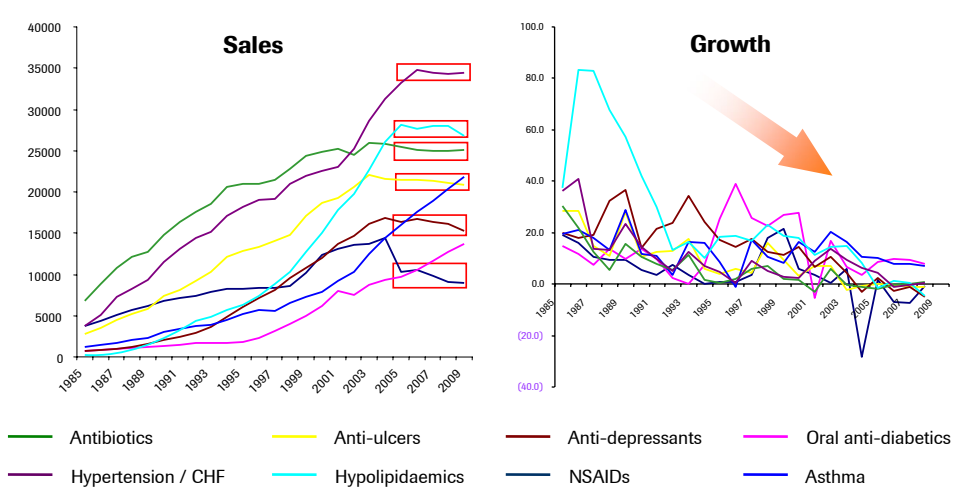


**Which degree of innovation (= medical differentiation) is necessary to jump
regulatory and reimbursement hurdles?**

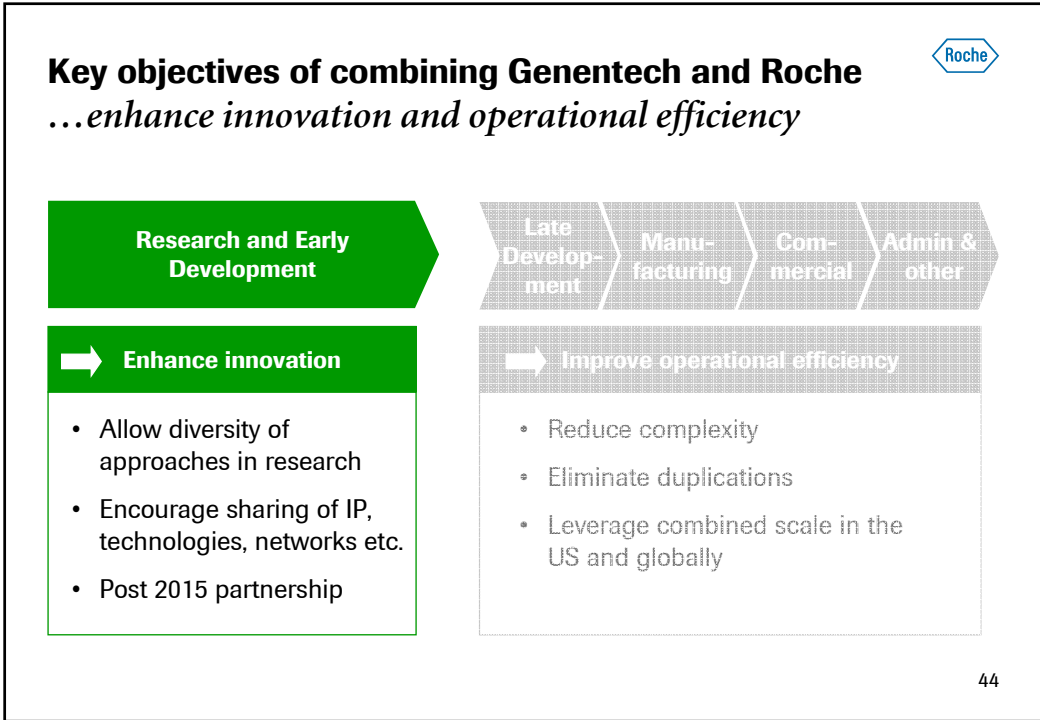
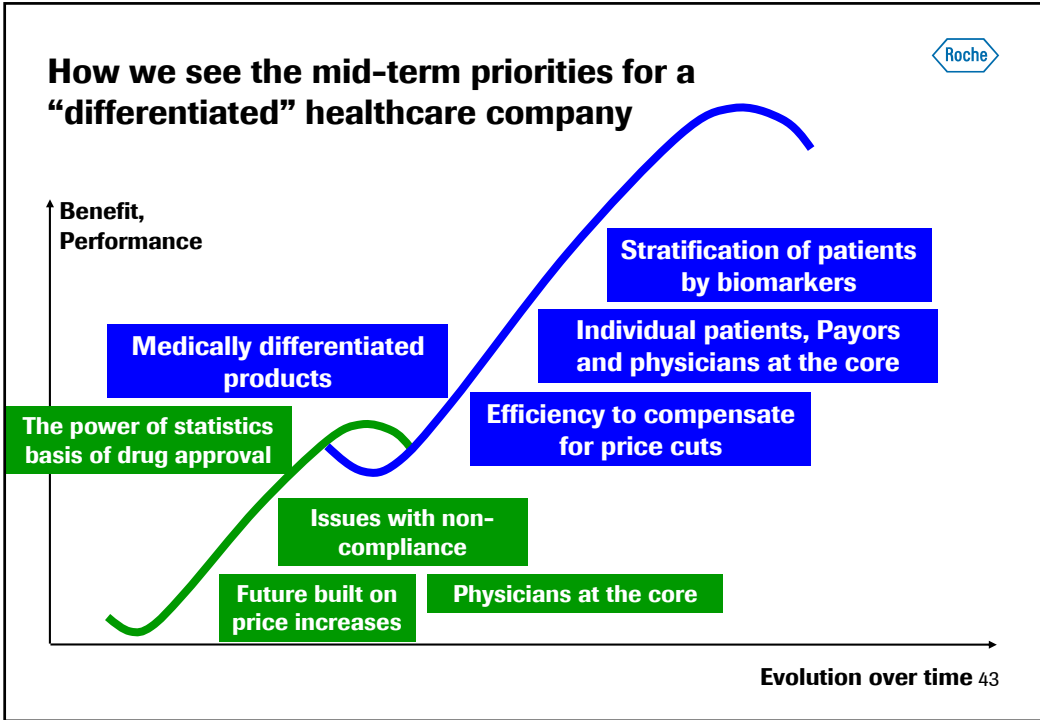
Roche assumes fundamental changes in the way healthcare is provided: “primary care” versus “specialty care” is seen as a concept of the past



Traditional “primary care” markets are flattening out

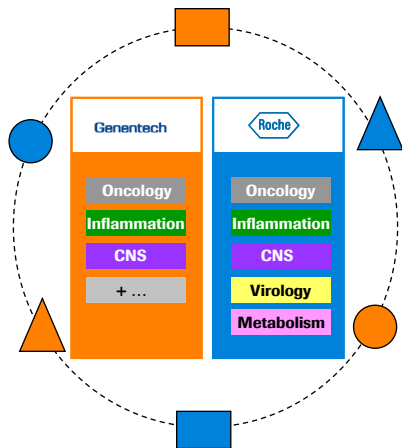


Source: Wood Mackenzie



Enhance innovation

...by mutual access to IP, technologies and science network



Examples from Roche network

● IP:

- Biomarkers
- Libraries (small molecules)

▲ Technologies:

- Antibody technology platform (GlycArt)
- Protein therapeutics (Penzberg)
- siRNA (Kulmbach, Alnylam)
- Immunohistochemistry (Ventana tissue diagnostics & companion diagnostics)

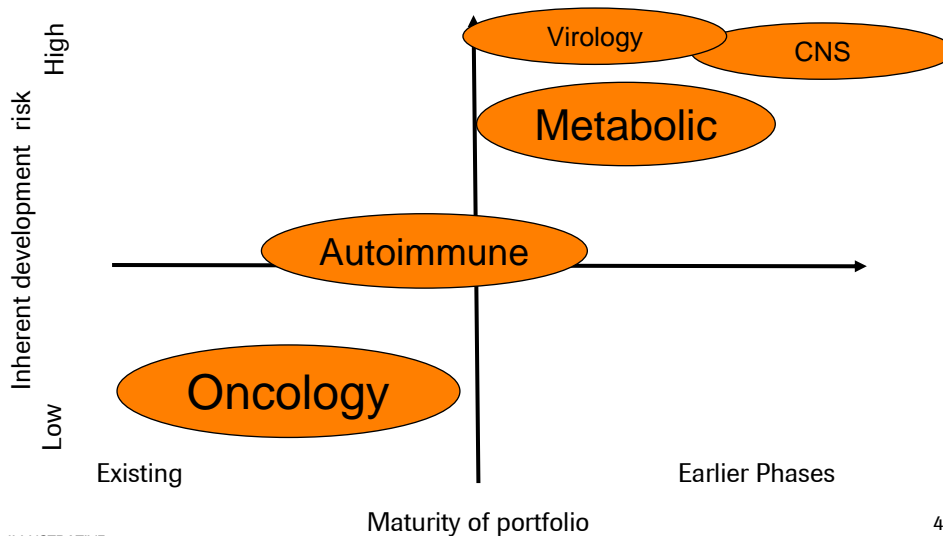
■ Partnerships:

- Combined global partnerships >100

45

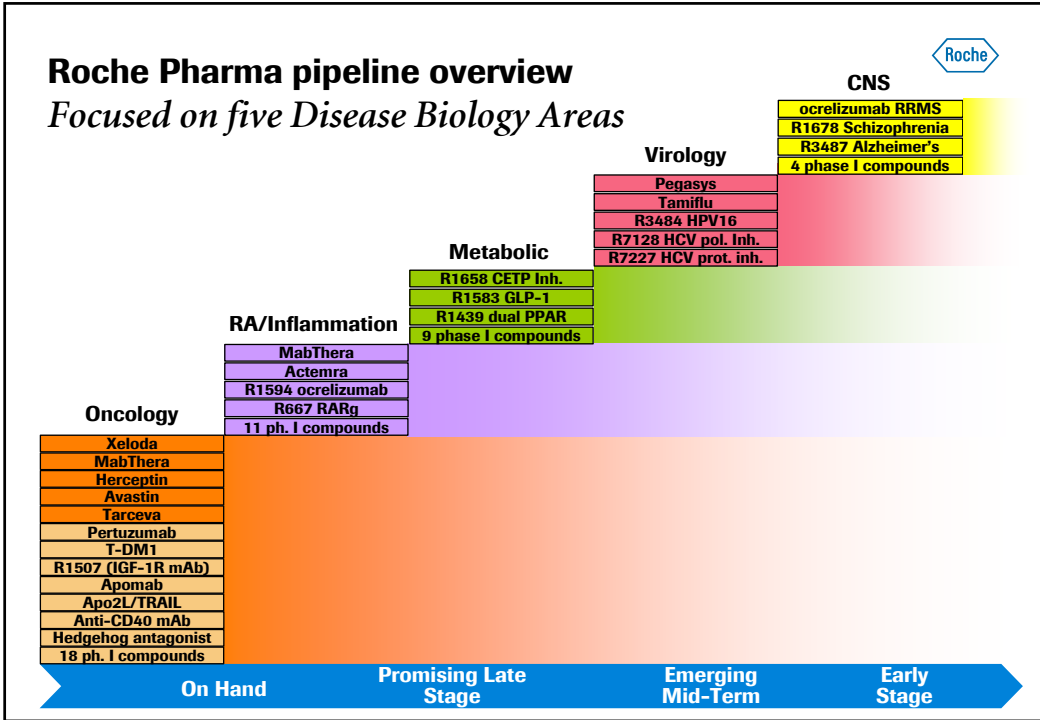
Key drivers for long term development in place

Develop the short term drivers while shaping the others



ILLUSTRATIVE

46



The Roche perspective

- We do not sacrifice our long-term future by short-term cost cutting: innovation remains key !
- We have established an entrepreneurial model for our R & D – set up
- We are preparing for fundamental changes in the healthcare environment

Roche delivering now – but still getting prepared for and investing into the future !

48



We Innovate Healthcare