




Deutsche Bank Healthcare Conference Boston, May 3, 2006

*William M. Burns
CEO Division Roche Pharmaceuticals*



This presentation contains certain forward-looking statements. These forward-looking statements may be identified by words such as 'believes', 'expects', 'anticipates', 'projects', 'intends', 'should', 'seeks', 'estimates', 'future' or similar expressions or by discussion of, among other things, strategy, goals, plans or intentions. Various factors may cause actual results to differ materially in the future from those reflected in forward-looking statements contained in this presentation, among others:

- 1 pricing and product initiatives of competitors;
- 2 legislative and regulatory developments and economic conditions;
- 3 delay or inability in obtaining regulatory approvals or bringing products to market;
- 4 fluctuations in currency exchange rates and general financial market conditions;
- 5 uncertainties in the discovery, development or marketing of new products or new uses of existing products, including without limitation negative results of clinical trials or research projects, unexpected side-effects of pipeline or marketed products;
- 6 increased government pricing pressures;
- 7 interruptions in production
- 8 loss of or inability to obtain adequate protection for intellectual property rights;
- 9 litigation;
- 10 loss of key executives or other employees; and
- 11 adverse publicity and news coverage.

Any statements regarding earnings per share growth is not a profit forecast and should not be interpreted to mean that Roche's earnings or earnings per share for this year or any subsequent period will necessarily match or exceed the historical published earnings or earnings per share of Roche.

For marketed products discussed in this presentation, please see full prescribing information on our website - www.roche.com

All mentioned trademarks are legally protected

Q1 '06: A strong start for the year



- Sales outgrowing worldwide market by nearly four times
- Oncology products continues strong growth contribution (+52 %¹)
- Top ten products growing +38 %¹, top 20 +28 %¹
- Rituxan approved in the US for first rheumatoid arthritis indication
- Boniva roll-out in US and Europe – approvals received for quarterly IV
- First in a series of filings
 - CERA in US, Europe imminent (chronic kidney disease)
 - Herceptin for adjuvant breast cancer in US and EU
 - Japanese filings for Avastin in mCRC, Tarceva in NSCLC
- Four phase III trials met primary endpoint

¹ local growth

3

Pharma continues to significantly outgrow the market



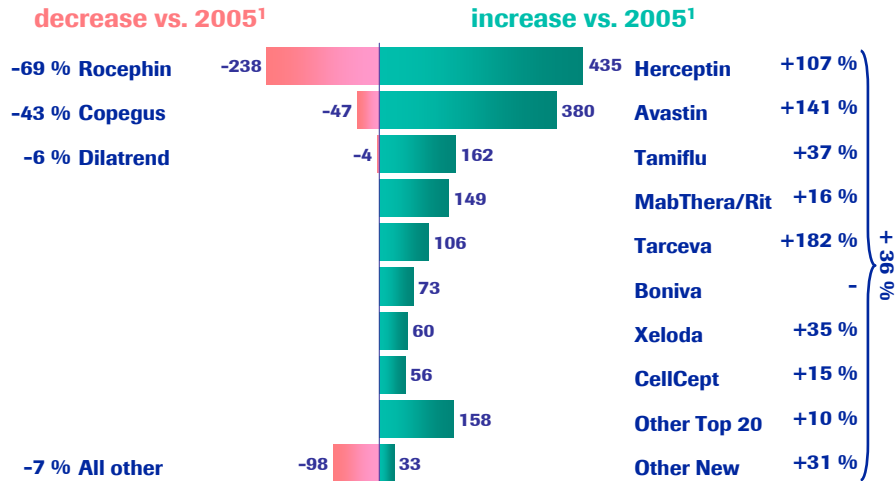
CHF 1.6 bn additional organic sales

Sales CHF m	Q1 '05	Q1 '06	% change in	
			local	CHF
Roche Pharma	3,859	4,821	19	25
Genentech	1,341	2,056	40	53
Chugai	955	862	-8	-10
Pharmaceuticals	6,155	7,739	19	26

Quarterly local growth	2005 vs. 2004				2006 vs. 2005
	Q1	Q2	Q3	Q4	Q1
Roche Pharma	11	18	17	32	19
Genentech	54	41	42	49	40
Chugai	32	8	7	22	-8
Pharmaceuticals	22	21	21	34	19

4

Strongly growing key products more than compensating for remaining generization



¹ CHF m at constant fx (avg 2005 fx)

5

Q1 '06: Key franchises Outgrowing competition



	% of pharma sales	growth (local)	market growth
Oncology	46 %	52 %	19 % ²
Transplantation	8 %	14 %	8 % ²
Virology	7 % ¹ /15 %	-3 % ¹ /14 %	9 % ^{1,2}
Renal Anemia	5 %	0 %	9 % ³
Total	74 %	33 %	
	% of pharma sales	growth (local)	market growth
North America	41 %	24 %	5 % ⁴
Japan	11 %	-8 %	n.a.
Europe	33 %	24 %	7 % ⁴
Total	85 %	18 %	

Local growth rates vs. previous year Q1

¹ excluding Tamiflu

² IMS Dec MAT 2005 vs. 2004

³ YTD Mar

⁴ MS MAT Jan '06

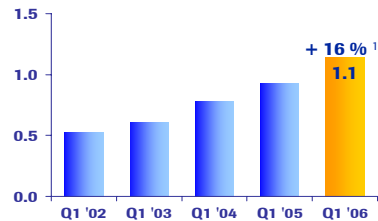
6

MabThera / Rituxan

Increasing penetration in EU/ RoW fuelling growth

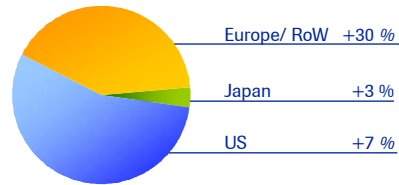


CHF bn Global sales



Geographies

local growth



- Sales of CHF 1.1 bn
- Now approved for first-line aNHL treatment in the US
 - filed for first-line iNHL with the FDA in March
- iNHL maintenance approval pending in EU

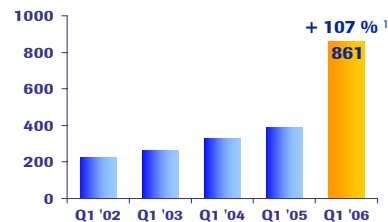
¹ local growth

Herceptin

Sales doubled

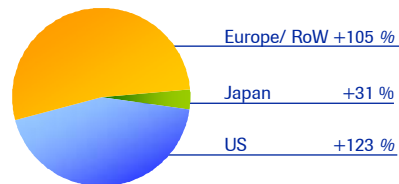


CHF m Global sales



Geographies

local growth



- Sales of CHF 861 m
- Use in adjuvant BC continues to accelerate growth
- Filed for adjuvant BC in EU and US in Q1 as planned
- TAnDEM data expected in 2006

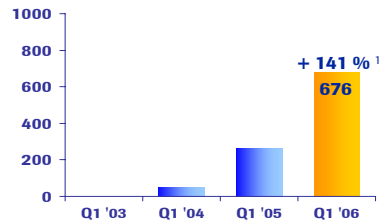
¹ local growth

Avastin

Sales more than doubled – strong EU entry

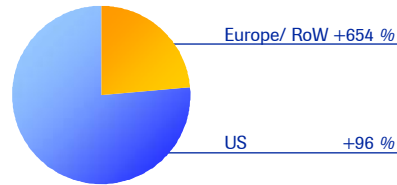


CHF m Global sales



Geographies

local growth



- Sales of CHF 676 m
- Filed for first-line treatment of NSCLC in the US
- Filed for metastatic colorectal cancer in Japan
- Filings currently under preparation: mBC US/EU, mNSCLC in EU, mCRC oxaliplatin/Xeloda-combo EU
- Update on safety data review for AVANT (adj CC) in May
- First-line RCC phase III data expected this year

¹ local growth

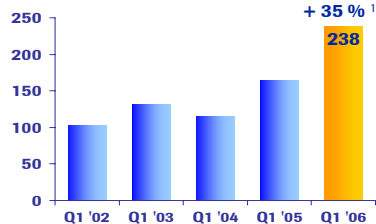
9

Xeloda

Increasing use in adjuvant colon cancer

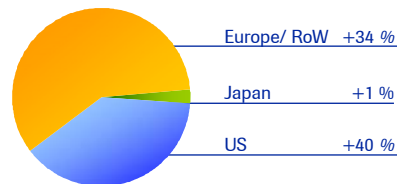


CHF m Global sales



Geographies

local growth



- Sales of CHF 238 m
- Successful launch in adjuvant colon cancer (monotherapy)
 - US market share in adjuvant colon cancer ~20 %²
- Positive phase III data in gastric cancer, full data at ASCO
- Filing of 1st line mCRC combo & gastric cancer on track for this year

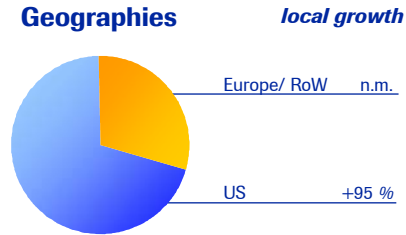
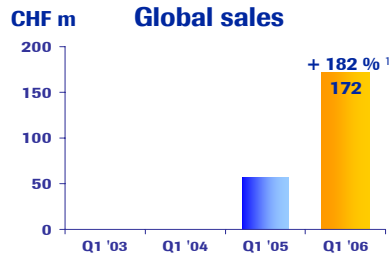
¹ local growth

² MAT March 2006

10

Tarceva

Strong launch in Europe



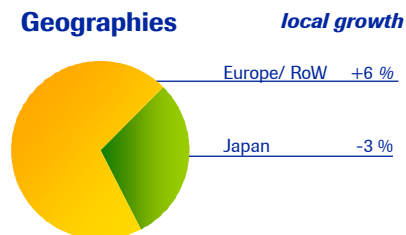
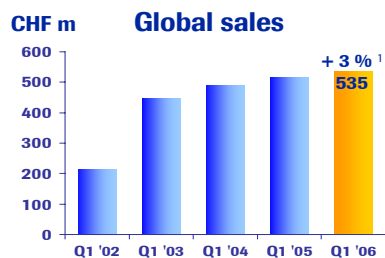
- Sales of CHF 172 m
- Very successful initial roll-out in Europe
- Pancreatic cancer under regulatory review in EU
- Filed for advanced NSCLC in Japan
- Phase II data in 2nd line NSCLC Avastin combo at ASCO

¹ local growth

11

Anemia franchise

First filing for CERA



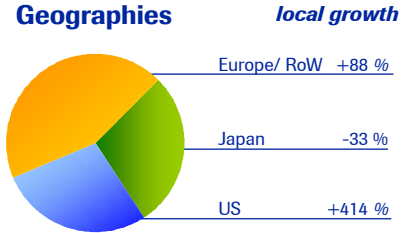
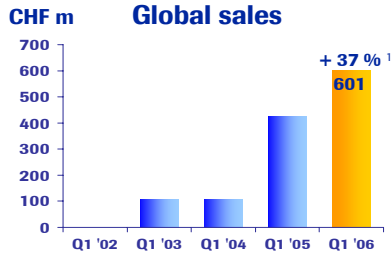
- Sales of NeoRecormon/ Epogin of CHF 535 m
 - NeoRecormon growing in renal (+3 %) and oncology (+15 %)
- CERA: all six phase III trials concluded with positive results
 - filed for renal anemia in the US, EU filing imminent
 - dose-optimization study in oncology started

¹ local growth

12

Tamiflu

US government deliveries during Q1



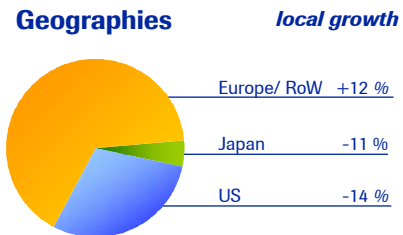
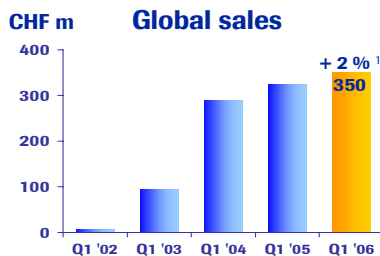
- Sales of CHF 601 m
- Driven by both pandemic (CHF 295 m in Q1 '06) and seasonal orders
- Japan: base effect due to strong Q1 '05 and Q4 '05
- Estimated pandemic sales of CHF 1.2 bn in 2006

¹ local growth

13

Pegasys - a global market leader

Increasing market share in Europe, stable in the US



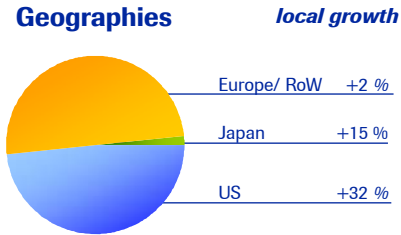
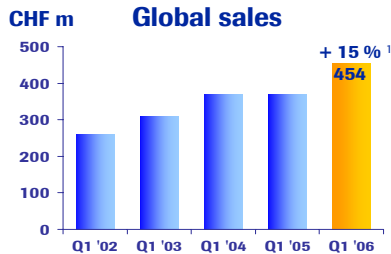
- Sales of CHF 350 m
- EU/RoW: increased market penetration and expansion
- US: decline in Rx numbers, wholesaler inventory adjustment following price increase
 - stable market share at around 62 %
- NICE approval received for Pegasys in Hep B
- Japan: awaiting approval of combination with Copegus

¹ local growth

14

CellCept – market leader in transplantation

Studies ongoing in Autoimmune diseases



- Sales of CHF 454 m
- Growth particularly strong in US due to lower base
- Partnership with Aspreva progressing well
 - Completion of phase III (induction) in lupus nephritis late 2006

¹ local growth

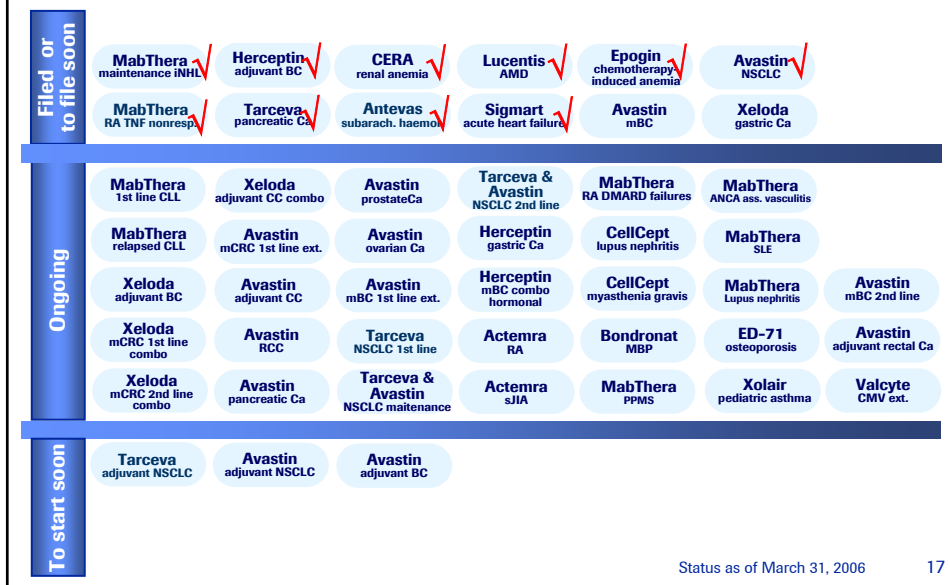
Poised to become a leader in autoimmune disease



- **MabThera**
 - Launched in RA anti-TNF inadequate responders in US
 - EULAR '06
 - REFLEX: 48 weeks clinical outcome, 56 weeks radiographic data
 - DANCER: 48 weeks clinical outcome
 - Extension REFLEX, DANCER and phase IIIa: repeat treatment courses
- **Actemra**
 - Second phase III trial confirmed excellent results in DMARD inadequate responders (ACR 20: 80 % vs. 25 %; ACR 50: 49 % vs. 11 %; ACR 70: 29 % vs. 6 %)
 - EULAR '06
 - Japanese Signs & Symptoms phase III
 - Japanese PJD phase III
- **Ocrelizumab**
 - First phase II trial met primary and secondary endpoints
 - Decision on phase III expected during H1



A rich and low risk phase III pipeline Keeping the high level of commitment



Pipeline update on Q1 activities Four phase III trials met primary endpoint



Results obtained

- **Phase III** (all met primary endpoints)
 - CERA in renal anemia (correction) (two trials)
 - Xeloda in gastric Ca
 - Actemra in RA DMARD failures
- **Phase II**
 - Ocrelizumab in RA (R1594) met primary endpoint
 - Insulin Sensitizer (R483) development discontinued*

Trials started

- **Phase III**
 - MabThera in RA (IMAGE, MIRROR, SUNRISE)
 - MabThera in Lupus nephritis (LUNAR)
 - Avastin in mBC 1st line (AVADO), adj. rectal Ca, NSCLC 1st line maintenance (ATLAS), mBC 2nd line (RIBBON-2)
 - Valcyte in transplantation
- **Phase II**
 - Avastin in NSCLC 1st line with treated CNS metastases
 - CERA in chemotherapy-induced anemia

*was not able to obtain clear differentiation in new regulatory environment

Data to be presented at upcoming ASCO

Reinforcing the leadership in oncology



Product	Indication	Trial	Regimen	Phase	Data
Avastin	mCRC 1st line	BRiTE	Avastin + standard CRC chemotherapy	IV	Safety and early efficacy data
Avastin	mCRC 1st line	TREE1, TREE2	XELOX vs bFOL vs FOLFOX (+ Avastin in all arms of TREE2)	II	Final
Avastin	mCRC 1st line	BEAT	Avastin + standard CRC chemotherapy	III/IV	Safety and early efficacy data
Avastin + Tarceva	NSCLC 2nd line	OSI2950	Taxotere or Alimta vs. Taxotere or Alimta + Avastin vs. Avastin + Tarceva	II	Final
Herceptin	mBC 1st line	BCIRG 007	Taxotere + Herceptin vs. Taxotere+ Carboplatin + Herceptin	III	Interim (TTP)
Xeloda	Gastric Ca 1st line	ML17032	Cisplatin + Xeloda vs. Cisplatin + 5FU	III	Final
MabThera	iNHL	FL2000	CTx12 vs. CTx6 + MabThera	III	Final
Diagnostics microarray	Leukemia	MILE	molecular sub-classification of leukemia by gene expression profiling vs. standard lab methods	Validation	Interim data (stage I)

Roche Oncology Event: Zurich, June 19

19

Our objectives for 2006 - Pharmaceuticals

Building steps for future growth



Major clinical data	Compound	Phase	Indication	Data	Status Q1
	R744 (CERA)	III	Renal anemia (correction)	Final	✓
	CellCept	III	Lupus nephritis (Induction phase)	Final	
	Herceptin	III	mBC combo hormonal (TAnDEM)	Final	
	Xeloda	III	mCRC 2nd line	Final	
	Avastin	III	NSCLC 1st line (AVAIL)	Interim	
	Avastin / Xeloda	III	mCRC 1st line combo extension	Final	
	R1658	II	Dyslipidemia	Final	
	R873	Ila	MED	Final	
	Avastin / Tarceva	II	NSCLC 2nd line	Final	
R1594	II	RA	Final	✓	

Filings	Compound	Indication	Status Q1
	R744 (CERA)	Renal anemia	✓ (US)
	Avastin	NSCLC 1st line	✓ (US)
	Avastin	mBC 1st line	
	Avastin	mCRC 1st line combo extension	
	Herceptin	Adjuvant BC	✓
	Herceptin	mBC combo hormonal	
Xeloda	mCRC 1st line combo		

Divisional sales growth

Double-digit growth in local currencies

barring unforeseen events 20

Our growth objectives for 2006



A more positive outlook

Sales

- Double-digit growth¹ for Group and Pharmaceuticals
- Above market growth for Pharmaceuticals and Diagnostics

Core EPS target

- Growth at least in line with sales growth

¹ in LC

barring unforeseen events

21



Deutsche Bank Healthcare Conference Boston, May 3, 2006

William M. Burns
CEO Division Roche Pharmaceuticals



Appendix



Sales January - March 2006 (vs. 2005)

Top 20 products

	Global		US		Japan		Europe/ RoW	
	CHF m	% loc	CHF m	% loc	CHF m	% loc	CHF m	% loc
MabThera/ Rituxan	1,146	16	634	7	41	3	471	30
Herceptin	861	107	375	123	32	31	454	105
Avastin	676	141	516	96	-	-	160	654
Tamiflu	601	37	168	414	170	-33	263	88
NeoRecorm/ Epogin	535	3	-	-	160	-3	375	6
CellCept	454	15	221	32	7	15	226	2
Pegasys	350	2	103	-14	17	-11	230	12
Xeloda	238	35	92	40	6	1	140	34
Xenical	181	16	34	24	-	-	147	14
Tarceva	172	182	120	95	-	-	52	-
Kytril	130	18	57	31	29	6	44	13
Xolair	124	39	124	39	-	-	-	-
Nutropin	118	-3	114	-3	-	-	4	12
Cymevene/ Valcyte	110	21	55	15	-	-	55	27
Rocephin	110	-69	9	-96	13	-11	88	-24
Pulmozyme	109	14	64	12	-	-	45	18
Neutrogen	93	19	-	-	93	19	-	-
Activase/ TNKase	88	19	78	19	-	-	10	14
Dilatrend	81	-6	-	-	-	-	81	-6
Boniva	75	-	69	-	-	-	6	-

Sales January - March 2006 (vs. 2005)
Other launches since January 2003¹



	Global		US		Japan		Europe/ RoW	
	CHF m	% loc	CHF m	% loc	CHF m	% loc	CHF m	% loc
Fuzeon	72	36	33	14	-	-	39	60
Copegus	60	-43	6	-88	-	-	54	-11
Raptiva	31	-1	31	-1	-	-	-	-
Evista	27	76	-	-	27	76	-	-
Renagel	13	20	-	-	13	20	-	-
Actemra	1	-	-	-	1	-	-	-

¹ other than launches already covered in Top 20

25

Pharma local sales growth¹ in %
Global top 20 products



	Q2	Q3	Q4	Q1
MabThera/ Rituxan	23	18	23	16
Herceptin	31	57	77	107
Avastin	112	107	127	141
Tamiflu	707	148	631	37
NeoRecormon/ Epogin	8	6	12	3
CellCept	25	28	25	15
Pegasys	22	15	17	2
Xeloda	50	44	47	35
Xenical	0	9	9	16
Tarceva	-	-	722	182
Kytril	18	14	5	18
Xolair	88	51	57	39
Nutropin	10	3	4	-3
Cymevene/ Valcyte	29	22	23	21
Rocephin	-5	-54	-55	-69
Pulmozyme	20	15	15	14
Neutrogen	13	20	18	19
Activase/ TNKase	3	9	23	19
Dilatrend	-13	-12	3	-6
Boniva	-	-	-	-

¹ Q2 to Q4: 2005 vs. 2004 and Q1: 2006 vs. 2005

26

Pharma local sales growth¹ in % Top 20 products by region



	US				Japan				Europe/ RoW			
	Q2	Q3	Q4	Q1	Q2	Q3	Q4	Q1	Q2	Q3	Q4	Q1
MabThera/Rituxan	16	14	20	7	11	1	5	3	39	29	32	30
Herceptin	29	70	99	123	18	15	26	31	34	51	69	105
Avastin	85	78	88	96	-	-	-	-	-	1755	1203	654
Tamiflu	493	132	390	414	-	-	733	-33	654	158	864	88
NeoRecorm/Epogin	-	-	-	-	5	2	7	-3	10	9	16	6
CellCept	33	52	44	32	26	18	22	15	19	9	9	2
Pegasys	19	9	14	-14	33	4	3	-11	23	20	23	12
Xeloda	72	51	64	40	38	27	20	1	39	41	37	34
Xenical	-14	20	18	24	-	-	-	-	3	7	7	14
Tarceva	-	-	528	95	-	-	-	-	-	-	-	-
Kytril	33	20	-2	31	10	10	11	6	10	9	9	13
Xolair	88	51	57	39	-	-	-	-	-	-	-	-
Nutropin	10	3	4	-3	-	-	-	-	-3	-6	-5	12
Cymevene/Valcyte	20	17	14	15	-	-	-	-	39	27	36	27
Rocephin	5	-75	-81	-96	13	17	14	-11	-22	-23	-10	-24
Pulmozyme	28	17	15	12	-	-	-	-	10	11	16	18
Neutrogen	-	-	-	-	13	20	18	19	-	-	-	-
Activase/TNKase	5	10	25	19	-	-	-	-	-11	6	6	14
Dilatrend	-	-	-	-	-	-	-	-	-13	-12	3	-6
Boniva	-	-	-	-	-	-	-	-	-	-	-	-

¹ Q2 to Q4: 2005 vs. 2004 and Q1: 2006 vs. 2005

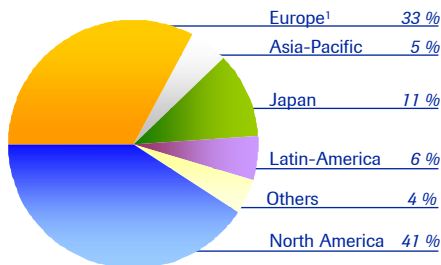
27

Q1: Pharmaceuticals- New product launches fuel growth in all regions

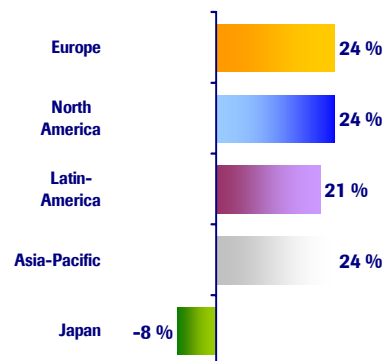


Japan affected by seasonal shifts in Tamiflu sales and expected price cuts

CHF 7,739



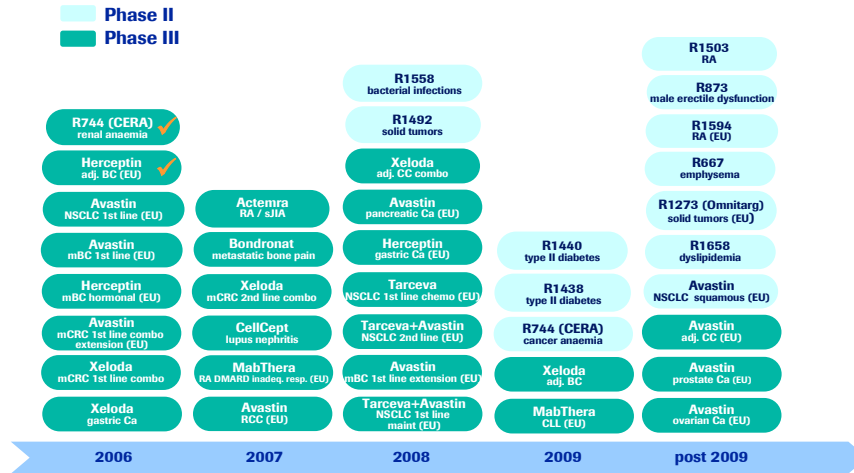
local sales growth



¹including Eastern Europe

28

Major Roche managed projected submissions over the next years



Status as of March 31, 2006

Unless stated otherwise, submissions will occur in US and EU 29

Roche R&D pipeline today

Total of 59 NMEs + 53 Additional Indications



phase 0 (16 NMEs)	phase I (21 NMEs + 3 AIs)	phase II (17 NMEs + 10 AIs)	phase III (2 NMEs + 33 AIs)	Registration (3 NMEs + 7 AIs)
R1599 osteoarthritis	R1941 IBD	R1598 bacterial infections	R1569 Actemra RA	R744* CERA renal anaemia
R1511 type 2 diabetes	R1295 rheumatoid arthritis	R1503 rheumatoid arthritis	CHU ED-71 osteoporosis	GEN Lucifentil muscular degeneration
R1579 type 2 diabetes	R2421 A/I transplant	R1594 rheumatoid arthritis	R1569 Actemra A/I	CHU Anticypa subcut. haemorrh.
R1648 ovariectomized bladder	R1439 type 2 diabetes	R1440 type 2 diabetes	R99 CellCept lupus nephritis	R105 MabThera RA 70% remission
R1663 anticoagulant	R1593 dyslipidemia	R1438 type 2 diabetes	R99 CellCept rheumatoid arthritis	R105 MabThera RA 100% remission
R1450 Alzheimer's	R1664 dyslipidemia	R1658 dyslipidemia	R105 MabThera RA DMARD nonresp.	R1415 Tarceva pancreatic cancer
R641 Alzheimer's	R1676 schizophrenia	R673 MED	R105 MabThera CLL 1st line	R435* Avastin NSCLC 1st line
R1647 depression	R7090 anxiety	R1273 ovarian cancer	R105 MabThera CLL relapsed	R597 Herceptin adj. BC
R1951 schizophrenia	R1550 metastatic breast cancer	R1492 solid tumors	R1415 Tarceva NSCLC 1st line	CHU Epogin cancer anaemia
R7118 schizophrenia	R647 solid tumors	R667 emphysema	R1415 Tarceva NSCLC 2nd line	CHU Sigmart acute heart failure
R1507 solid tumors	R1454 solid tumors	R411 asthma	R1415 Tarceva NSCLC 2nd line	
R1206 HIV	R1530 solid tumors	CHU gastropancreitis	R1415 Tarceva NSCLC 2nd line	
R7025 HCV	R1645 solid tumors	CHU osteoporosis	R340 Xeloda mCRC 1st line combo	
R7128 HCV	R1626 HCV	CHU post-hepatectomy	R340 Xeloda adj. CC combo	
CHU solid tumors	R1656 HCV	ANT solid tumors	R340 Xeloda adj. BC	
MED HIV	GEN cancer	ISO renal transplantation	R340 Xeloda gastric Ca	
	GEN diabetic foot ulcers	IPS type 2 diabetes	R435 Avastin adj. CC	
	GEN rheumatoid arthritis	R744 CERA cancer rel. anaemia	R435 Avastin mBC 1st line	
	GEN basal cell carcinoma	R435 Avastin NSCLC squamous	R435 Avastin mBC 1st line ext.	
	ARQ solid tumors	R1415 Tarceva glioblastoma	R435 Avastin pancreatic cancer	
	MGM Alzheimer's	R1273 metastatic breast cancer	R435 Avastin RCC	
	R1277 Valganciclovir chronic. shingles	R25 Dactinomb adenov.	R435 Avastin prostate cancer	
	R1594 hematological tumors	GEN Lucentis diabetic macular edema	R435 Avastin ovarian cancer	
	R35 Dactinomb viral hepatitis	GEN Avastin adj. BC	R435 Avastin mCRC 1st line ext.	
		GEN Avastin glioblastoma	R597 Herceptin mBC combo	
		GEN Avastin NSCLC mCRC 1st line	R597 Herceptin gastric cancer	
		GEN MabThera RMS	R925 Bondronat mBC	
			R127 Valcyte CMV ext.	
			GEN Xolair p. asthma allergy	
			GEN Avastin mBC 2nd line	
			GEN MabThera Lupus nephritis	
			GEN MabThera PRMS	
			GEN MabThera ANCA v. vascul.	
			GEN MabThera SLE	
			GEN Avastin adj. rectal Ca	

Status as of March 31, 2006

30

Roche R&D pipeline changes in Q1 '06

Total number of projects increased



• Phase I projects

- 1 new (R1664 in dyslipidemia)
- 2 discontinued (Chugai solid tumors*, Raptiva in adult atopic dermatitis*)

• Phase II projects

- 2 new (Lucentis in diabetic macular edema*, Avastin in NSCLC with treated CNS metastases*)
- 2 discontinued (R483 in T2D, Chugai bone metastases*)

• Phase III projects

- 5 new (Xeloda in gastric Ca, Valcyte in transplantation, Avastin in 2nd line mBC*, Avastin in adj. rectal Ca*, MabThera in lupus nephritis*)
- 1 removed due to approval (Femara in BC in Jp*)
- 0 discontinued

* As previously announced by Genentech and Chugai

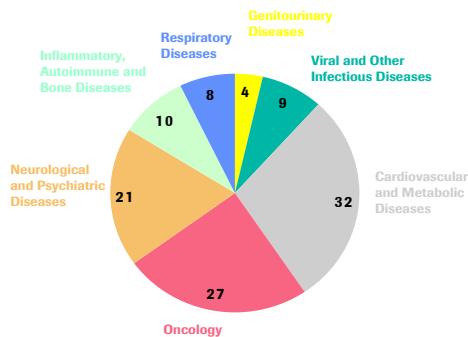
31

Roche managed R&D pipeline - overview

Projects by therapeutic area

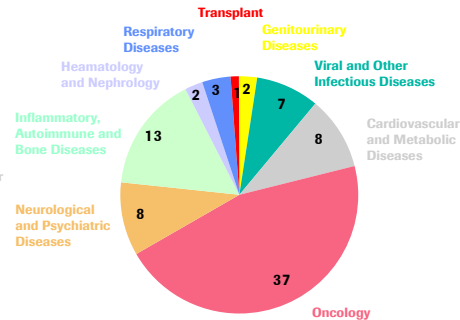


Research



111 projects

Development



81 projects

Status as of March 31, 2006

32